

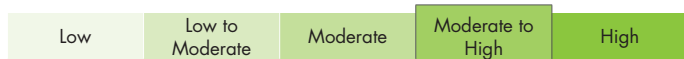


OLD MUTUAL ALBARAKA EQUITY FUND

The spiritual home of pure investments

FUND INFORMATION

RISK PROFILE



RECOMMENDED MINIMUM INVESTMENT TERM



FUND OBJECTIVE

The fund is strictly managed in accordance with Shari'ah (Islamic Law) and therefore does not invest in shares of companies whose core business involves dealing in alcohol, gambling, non-halaal foodstuffs or interest-bearing instruments. The Shari'ah Supervisory Board oversees adherence to the applicable Shari'ah principles. This fund specifically adheres to the standards of the Accounting and Auditing Organisation for Islamic Financial Institutions (AAOIFI) as interpreted by the Shari'ah Supervisory Board.

WHO IS THIS FUND FOR?

This fund is suited to investors with a long-term investment horizon seeking to maximise growth in a Shari'ah compliant fund. They are able to accept the risks associated with equity funds and also the mandate risk of a more limited investment universe.

NON-PERMISSIBLE INCOME

Incidental income deemed to be non-permissible is paid to the charitable trust elected by the Shari'ah Supervisory Board in line with the principles of Shari'ah and the supplemental deed of the fund. Non-permissible income does not form part of the investor's income.

INVESTMENT MANDATE

The fund is a Shari'ah compliant fund which provides investors with cost-effective access to a broad spectrum of local and international listed investments.

REGULATION 28 COMPLIANCE

The fund aims to achieve long-term inflation-beating growth, and therefore may hold a higher allocation to equities than what is allowed in terms of Regulation 28 of the Pension Funds Act. This fund is therefore not Regulation 28 compliant.

BENCHMARK:	85% Customised SA Shari'ah Equity Index & 15% S&P Developed Markets Large and Mid-Cap Shari'ah Index
ASISA CATEGORY:	South African – Equity – General
FUND MANAGER(S):	Saliagh Salaam, Grant Watson & Warren McLeod <i>(Old Mutual Customised Solutions (Pty) Ltd)</i>
LAUNCH DATE:	01/06/1992
SIZE OF FUND:	R2.2bn
DISTRIBUTIONS: (Half-yearly)*	

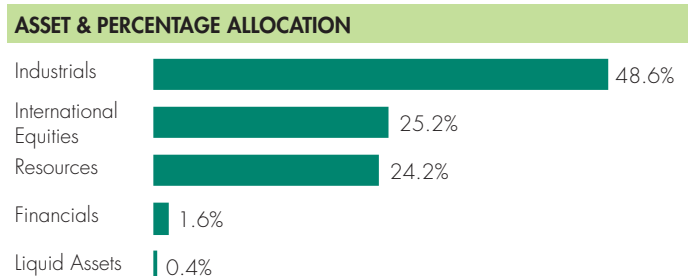
Date	Dividend	Shari'ah Permissible Income	Total	Total %
31/12/2016	0.63c	5.54c	6.17c	2.08%
30/06/2016	0.61c	5.98c	6.59c	2.20%

* Class A fund distributions



Thomson Reuters Lipper Fund Award 2016 for the top performing Shari'ah fund over three years and five years to 31 December 2015.

FUND COMPOSITION



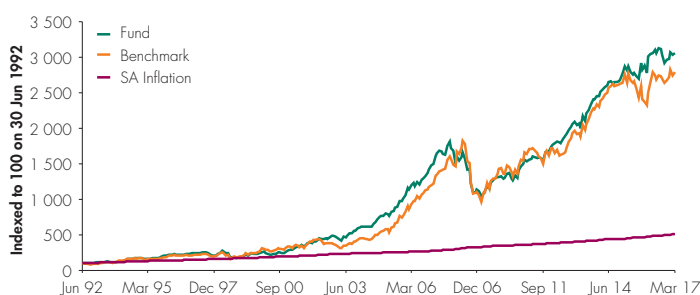
FUND PERFORMANCE as at 31/03/2017

	% PERFORMANCE (ANNUALISED)					
	1-Yr	3-Yr	5-Yr	7-Yr	10-Yr	Since Inception ¹
Fund (Class A)	0.4%	6.4%	11.4%	12.3%	6.6%	14.8%
Fund (Class B1) ²	0.9%	6.9%	-	-	-	-
Benchmark	5.6%	4.9%	11.1%	9.6%	7.7%	14.4%

¹ Performance since inception of the fund.
² Inception: 31 December 2012. Class B1 Fund is only available through investment platforms such as Old Mutual Wealth.
 Performance measurements over periods shorter than the recommended investment term may not be appropriate. Past performance is no indication of future performance. Fund returns are net of fees. Benchmark returns are gross of fees.

Fund (Since Inception)	Highest	Average	Lowest
Rolling 12-Month Return	60.4%	16.7%	-39.9%

Performance Since Inception

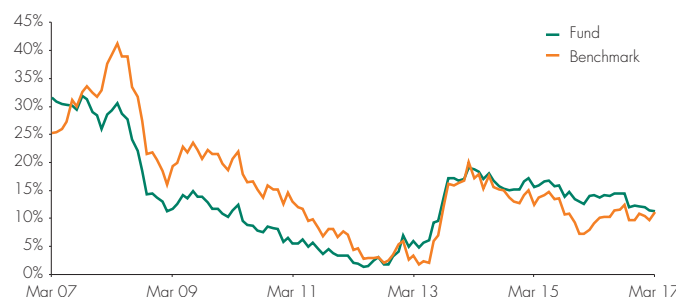


Past performance is no indication of future performance. Fund returns are net of fees.

Risk Statistics (Since Inception)

Maximum Drawdown	-26.9%
Months to Recover	35
% Positive Months	64.0%
Annual Standard Deviation	15.7%

5-Year Annualised Rolling Returns (Fund vs Benchmark)



PRINCIPAL HOLDINGS

HOLDING	% OF FUND
Vodacom Group Ltd	4.5%
Mondi Ltd	4.4%
Mondi Plc	4.3%
BHP Billiton Plc	3.7%
Compagnie Financière Richemont	3.6%
Life Healthcare Group Ltd	3.4%
Cashbuild Ltd	3.0%
MTN Group Ltd	2.8%
AVI Ltd	2.2%
Telkom SA Ltd	2.0%

Funds are also available via Old Mutual Wealth and MAX Investments.

Helpline 0860 234 234 Fax +27 21 509 7100 Internet www.omut.co.za Email unitrusts@oldmutual.com





The spiritual home of pure investments

OLD MUTUAL ALBARAKA EQUITY FUND

FUND MANAGER INFORMATION



SALIEGH SALAAM
PORTFOLIO MANAGER

- BCom, CFA Charterholder
- 21 years of investment experience



GRANT WATSON
PORTFOLIO MANAGER

- BCom, MCom, MBA, CMWD, SAIS
- 22 years of investment experience



WARREN MCLEOD
PORTFOLIO MANAGER

- BBusSc (Hons), BCom (Hons), MBusSc
- 19 years of investment experience

FUND COMMENTARY as at 31/03/2017

The Zuma vs Gordhan battle caused a shake-up towards the end of the quarter. Both local currency and equity markets were down sharply. However, it was not even close to the market's reaction in 2015 following "Nenegate". Talk of a proposed rate cut may become imaginary for the South African consumer. Be prepared for a volatile second quarter immersed in South African politics which will be hard to recover from.

The local currency weakened by 2.17% against the greenback, 3.02% against the euro and 3.64% against the sterling in March 2017. The rand strengthened 2.38% against the greenback over the quarter.

The FTSE/JSE All Share Index (ALSI) returned +3.78% in Q1 2017 while small caps (+4.54%) outperformed large caps (+3.90%) and mid-caps (+1.12%).

The top performing industry sectors for the quarter were consumer services (+10.62%) and consumer goods (+9.05%). In contrast, the laggards were technology (-8.86%) and healthcare (-7.33%).

The longer-term returns relative to other Shari'ah compliant equity funds are also significantly above average, while the fund's risk is significantly lower.

The fund's current positioning from an offshore allocation perspective is at around 25%, providing investors with significant diversification and investment opportunity benefits. In addition, its valuation, sentiment and risk indicators are all attractive compared to its benchmark.

Source: Old Mutual Investment Group as at 31/03/2017

OTHER INVESTMENT CONSIDERATIONS

MINIMUM INVESTMENTS:

- Monthly: R500
- Lump sum: R5 000
- Ad hoc: R500

INITIAL CHARGES (All fees are VAT inclusive):

There is no initial administration charge for investment transactions of R500 and above. Initial adviser fee will be between 0% and 3.42%.

Investment transactions below the R500 fund minimum incur a 1.71% administration charge.

ONGOING

	Class A	Class B1*
Annual service fees (incl. VAT)	1.71%	1.25%

The fee is accrued daily and paid to the management company on a monthly basis. Other charges incurred by the fund, and deducted from its portfolio, are included in the TER. A portion of Old Mutual Unit Trusts' annual service fees may be paid to administration platforms.

* Please note: The Class B1 Fund is only available through investment platforms such as Old Mutual Wealth.

TAX REFERENCE NUMBER: 9217/086/18/1

ISIN CODES:

Class A ZAE000021713
Class B1 ZAE000174199

Total Expenses (31/12/2016)	36 Months		12 Months	
	Class A	Class B1*	Class A	Class B1*
Total Expense Ratio (TER)	1.74%	1.28%	1.75%	1.30%
Transaction Cost (TC)	0.27%	0.27%	0.25%	0.25%
Total Investment Charge	2.01%	1.55%	2.00%	1.55%

TER is a historic measure of the impact the deduction of management and operating costs has on a fund's value. A higher TER does not necessarily imply a poor return, nor does a low TER imply a good return. The current TER, which includes the annual service fee, may not necessarily be an accurate indication of future TERs. Transaction Cost (TC) is a necessary cost in administering the fund and impacts fund returns. It should not be considered in isolation as returns may be impacted by many other factors over time including market movements.

* Please note: The Class B1 Fund is only available through investment platforms such as Old Mutual Wealth.

Funds are also available via Old Mutual Wealth and MAX Investments.

Helpline 0860 234 234 Fax +27 21 509 7100 Internet www.omut.co.za Email unittrusts@oldmutual.com



We aim to treat our clients fairly by giving you the information you need in as simple a way as possible, to enable you to make informed decisions about your investments.

- We believe in the value of sound advice and so recommend that you consult a financial planner before buying or selling unit trusts. You may, however, buy and sell without the help of a financial planner. If you do use a planner, we remind you that they are entitled to certain negotiable planner fees or commissions.
- You should ideally see unit trusts as a medium- to long-term investment. The fluctuations of particular investment strategies affect how a fund performs. Your fund value may go up or down. Therefore, we cannot guarantee the investment capital or return of your investment. How a fund has performed in the past does not necessarily indicate how it will perform in the future.
- The fund fees and costs that we charge for managing your investment are disclosed in the relevant fund's Minimum Disclosure Document (MDD) or table of fees and charges, both available on our public website or from our contact centre.
- Additional information on this proposed investment can be obtained, free of charge, from our public website or our contact centre.
- Our cut-off time for client instructions (e.g. buying and selling) is at 15:00 each working day for all our funds, except the Money Market Funds, the price of which is set at 13:00. These are also the times we value our funds to determine the daily ruling price (other than at month-end when we value the Old Mutual Index Funds and Old Mutual Multi-Managers Fund of Funds range at 17:00 close). Daily prices are available on the OMUT public website and in the media.
- Unit trusts are traded at ruling prices, may borrow to fund client disinvestments and may engage in scrip lending. The daily ruling price is based on the current market value of the fund's assets plus income minus expenses (NAV of the portfolio) divided by the number of units on issue.
- This fund holds assets in foreign countries and therefore it may have risks regarding liquidity, the repatriation of funds, political and macroeconomic situations, foreign exchange, tax, settlement, and the availability of information.
- The Net Asset Value to Net Asset Value figures are used for the performance calculations. The performance quoted is for a lump sum investment. The performance calculation includes income distributions prior to the deduction of taxes and distributions are reinvested on the ex-dividend date. Performances may differ as a result of actual initial fees, the actual investment date, the date of reinvestment and dividend withholding tax. Annualised returns are the weighted average compound growth rates over the performance period measured. Performances are in ZAR and as at 31 March 2017. Sources: Morningstar and Old Mutual Investment Group (FSP no. 604).

Old Mutual Unit Trust Managers (RF) (Pty) Ltd (OMUT), registration number 1965 008 47107, is a registered manager in terms of the Collective Investment Schemes Control Act 45 of 2002. Old Mutual is a member of the Association for Savings and Investment South Africa (ASISA). OMUT has the right to close the portfolio to new investors in order to manage it more efficiently in accordance with its mandate.

Trustee: Standard Bank, PO Box 54, Cape Town 8000. Tel: +27 21 401 2002, Fax: +27 21 401 3887.

Issued: April 2017